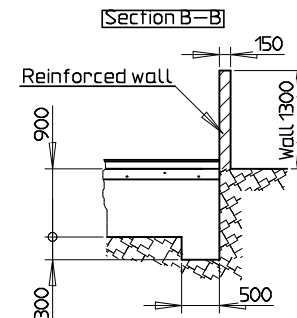
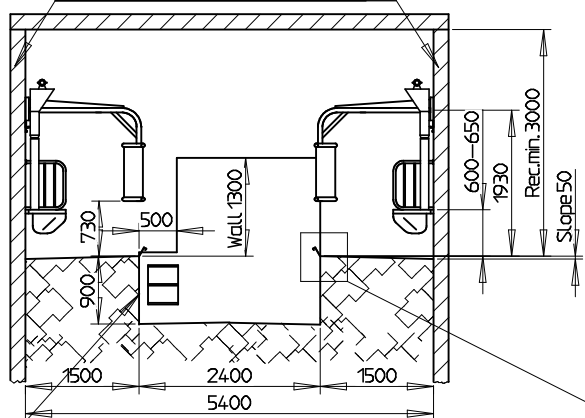


Please note:
When the distance is 1400mm, you have to mount spacer brace on the wall.



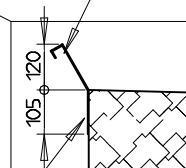
Section A-A

Walls in the milking parlor must be reinforced solid concrete walls.



Walls in the milk pit must be vertical

Stainless steel edge



Stainless steel edge is to be bolted to the edge.

Please note!
Ventilation:
During building up there must be provided the necessary ventilation to prevent condensed water in the milking parlor.

The walls of the milking Parlor, on which you mount the stall construction must be flat. No posts, rafters etc. are allowed as they might obstruct to the cows.

ALL measures in mm

STRANGKO A/S		Tolerance:	Overload:	Målestok: 1:050,0	Vægt:
HORNE, DK-6800 VARDE				Materiale:	
Tlf. +4575260211				Dimension:	
				Beskrivelse:	
				Milking Parlor 2x10 Extra with feedtrough	
				Tegningnummer:	Side:
				02 210 014 01	1
Rev.	Div.ændr.	Date	Navn	Original	Erst. f.:
		28.04.04	ja		